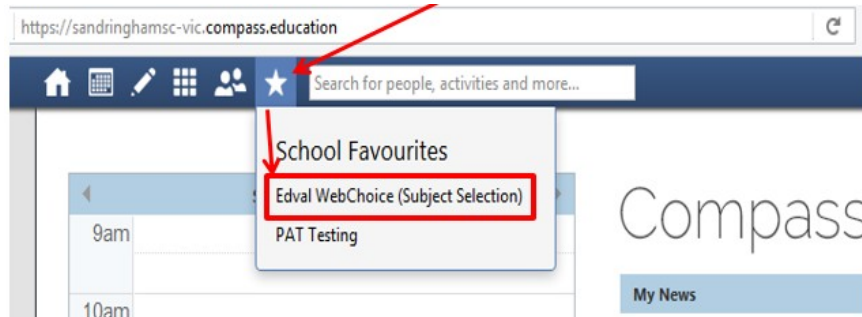


# Sandringham College

## Instructions on how to use EDVAL Webchoices Subject Selection Process Years 9-12


1. Current students can Login to EDVAL through Compass. Webcodes will be emailed to school email addresses. Please see your student manager if you have difficulty with this.



2. Login to EDVAL using your code. Go to <http://web.edval.com.au> and press enter on the keyboard. If you have lost your WebCode email go to step 3.



- Obtain your password from the Edval webpage by selecting "Forgot web code?" and entering your school email address. Your WebCode will be emailed to you.



Click this to get your WebCode emailed to you.

- Select the course & subjects you wish to enroll in – Remember to enter your subjects in order of preference. Read the instructions at the top of the page for the number of Units you must enter.

Read the Notes and Rules.

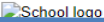
Reserve Units should be in order of preference

5. Click on “Submit” when happy with your subject selection. If you have made an error, take note of the error message that appears at the top of the screen. Your choices are registered when selections are correct similar to screen shot below

Student name: Peter Pan (Test student Yr9)

Notes: Your choices are registered.

Submitted date: Tue 26 Jun 2018 12:51:40



**Main units**

Code	Subject	Units
9ART	9ART	1
9CER	Ceramics	1
9DAN	Dance	1
9DRA	Drama	1

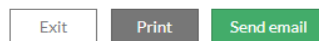
Total units: 4

**Reserve units**

Code	Subject	Units
9FOO	Food Studies	1
9TEX	Product Design: Textiles	1
9DTM	Digital Technology	1

Total units: 3

Keep a copy for your records



Successful choice submission.

**VERY IMPORTANT**  
Print and / or Send email to keep a copy.

6. Keep a copy of this for your records & bring it to school for any course counselling & confirmation interviews.